

FINANCIAL STATEMENTS (UN-AUDITED)
OF
GLOBAL HEAVY CHEMICALS LTD.



For the 1st Quarter Ended September 30, 2020

=====
Head Office:

37, Segun Bagicha, Dhaka -1000,

Tel : 880-2-9330191, 9357244. Fax: 880-2-8312919

email:info.ahcl@opsonin.net. web: www.ahclbd.com


GLOBAL HEAVY CHEMICALS LTD.
Statement of Financial Position (Un-audited)
As at 30 September 2020

	Notes	30-Sep-20	(Amount in Taka) 30-Jun-20
ASSETS			
Non-Current Assets			
Property, Plant and Equipment -Carrying Value	3.00	4,149,554,285	4,120,582,285
Current Assets			
Advances, Deposits and Prepayments	4.00	104,281,159	106,397,952
Inventories	5.00	236,137,469	238,667,513
Trade Receivable		243,040,207	244,020,807
Cash and cash equivalents	6.00	32,486,729	32,746,687
TOTAL ASSETS		4,765,499,849	4,742,415,244
EQUITY AND LIABILITIES			
Shareholders equity			
Share Capital		720,000,000	720,000,000
Share Premium		1,083,400,000	1,083,400,000
Revaluation Reserve		1,464,644,749	1,464,644,749
Retained Earnings		665,242,306	653,193,375
Non-Current Liabilities		498,465,655	494,519,692
Deferred Tax (Assets)/Liabilities	7.00	498,465,655	494,519,692
Current Liabilities & Provisions		333,747,139	326,657,427
Trade Payable		4,875,405	4,779,550
Provision & Liabilities for Expenses		50,148,754	50,941,795
Share money (Refundable)		11,545,000	11,545,000
Advance against Sales		5,684,580	5,856,087
Short term Bank Loan		197,458,420	191,277,695
Provision for WPPF		3,013,895	2,167,582
Provision for Income Tax		61,021,085	60,089,718
TOTAL EQUITY AND LIABILITIES		4,765,499,849	4,742,415,244
Net Asset Value per share		54.63	54.46


Company Secretary


Chief Financial Officer


Director


Managing Director


Chairman

Date: Dhaka
November 12, 2020

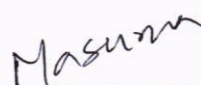


GLOBAL HEAVY CHEMICALS LTD.
Statement of Profit or Loss and Others Comprehensive Income (Un-Audited)
For the 1st Quarter ended September 30, 2020

<u>Particulars</u>	<u>Notes</u>	(Amount in Taka)	
		<u>July 2020 to September 2020</u>	<u>July 2019 to September 2019</u>
Net Sales		153,274,775	144,932,330
Cost of Goods Sold	8.00	(117,312,651)	(113,658,773)
Gross Profit		35,962,124	31,273,557
Operating Expenses		(9,977,210)	(9,720,599)
Office & administrative Expenses	9.00	(8,220,979)	(7,962,284)
Selling & Distribution Expenses	10.00	(1,756,231)	(1,758,315)
Operating Income		25,984,915	21,552,957
Financial Expenses		(8,245,821)	(7,145,852)
Other Income		33,480	52,481
Profit before WPPF & Tax		17,772,574	14,459,586
Provision For WPPF		(846,313)	(688,552)
Profit before Tax		16,926,261	13,771,035
Income Tax Expenses		(4,877,330)	(4,974,043)
Provision for Current Tax		(931,367)	(887,962)
Provision for Deferred Tax		(3,945,963)	(4,086,081)
Profit after tax		12,048,931	8,796,991
Basic Earnings Per Share		0.17	0.12
Diluted Earnings Per Share		0.17	0.12


 Company Secretary


 Chief Financial Officer

 Masum
 Director


 Managing Director


 Chairman

Date: Dhaka
 November 12, 2020



GLOBAL HEAVY CHEMICALS LTD.
Statement of Changes in Equity (Un-Audited)
For the 1st Quarter ended September 30, 2020

(Amount in Taka)

Particulars	Share Capital	Share premium	Retained Earnings	Revaluation Surplus	Total Shareholders Equity
Balance as at July 01, 2020	720,000,000	1,083,400,000	653,193,375	1,464,644,749	3,921,238,124
Net profit during the Period	-	-	12,048,931	-	12,048,931
Balance as at September 30, 2020	720,000,000	1,083,400,000	665,242,306	1,464,644,749	3,933,287,055

For the 1st Quarter ended September 30, 2019


(Amount in Taka)

Particulars	Share Capital	Share premium	Retained Earnings	Revaluation Surplus (Restated)	Total Shareholders Equity
Balance as at July 01, 2019	720,000,000	1,083,400,000	585,289,632	1,464,644,749	3,853,334,381
Net profit during the Period	-	-	8,796,991	-	8,796,991
Balance as at September 30, 2019	720,000,000	1,083,400,000	594,086,623	1,464,644,749	3,862,131,372


Company Secretary


Chief Financial Officer


Director


Managing Director


Chairman

Date: Dhaka
November 12, 2020

